

It's a
MEGA
THING



Visual Communication

20
20

Welcome

We're delighted to offer our latest catalogue for your consideration.

The following pages offer you an insight into just how Visual Communication can enrich your organisation. From visual writing boards in ceramic or glass to planning boards and pinnable surfaces, they're all designed to make your work, education or meeting space empowered.

When you write your thoughts onto a board or pin them up ... it's transforming.

You'll be in good company...every billion dollar company began as an idea & writing boards were there at every step of their development & success.



IMAGINE • COLLABORATE • CREATE

Contact us

Phone: 1300 783 961
Address: 5/12 Greenway Drive Tweed Heads NSW 2486
Web: www.megaofficesupplies.com.au



Contents

Category	Page
Whiteboards	4 - 11
Glassboards	12 - 15
Mobile Boards	16 - 19
Whiteboard Planners and Flipcharts	20 - 23
Easels & Conference	24
Cabinets & Blackboards	25
Whiteboard Accessories	26 - 27
Communication and Privacy Screens	28 - 30
Height Adjustable	31 - 33
Pinboards	34 - 40
Audio Visual	41 - 45
Notice Cases and Snap Frames	46 - 49
Hospitality	50 - 55
Installation Form and Terms	56 - 57

Symbol Key



Made to Order



Magnetic
Receptive



Dry wipe
Surface



Pinnable
Surface



Velcro
Receptive



Reversible
Surface



Height
Adjustable



Duration of
Guarantee

How to Select a Whiteboard



The Writings on the Wall

At VISIONCHART we offer an extensive range of writing surfaces for various applications from small offices to large corporate and educational facilities. There is a difference!

Choosing the correct surface is important to fulfil your customers expectations.

Porcelain (or vitreous enamel) surfaces are a white ceramic glass fused onto a steel substrate under extremely high temperatures. This offers a highly scratch resistant surface suitable for heavy writing uses.

Projection Porcelain is different again—with the surface embedded with mica crystals to increase the gain for better viewing with projectors. It is a matte surface so erasing is wet rather than dry wipe.

Painted steel surfaces are comprised of multiple layers of painted steel with a white top coat baked under moderate oven temperatures. The surface can be scratched and is suitable for all moderate use applications.

Glass writing surfaces are made from a tempering process that makes them up to 8 times stronger than standard glass. The glass cannot be cut after tempering. If broken, the glass shatters into small harmless pieces. The surface is extremely stain resistant.

Hard laminates are offered as whiteboards now. Such surfaces in the past were generally offered as doors or benchtops. They have a plastic resin surface and the quality of erasing is very dependent on the quality and quantity of the resin layers applied.

	PORCELAIN	PROJ. PORCELAIN	GLASS	PAINTED	LAMINATE
Surface	Vitreous Enamel	Vitreous Enamel	Tempered	Painted	Resin
Dry Erase	Yes	No	Yes	Yes	Yes
Magnetic	Yes	Yes	Yes	Yes	Yes/No
Use	Heavy	Frequent	Heavy	Frequent	Normal
Hardness	7-8	7-8	6-7	4	1-4
Warranty	25 Years	25 Years	Lifetime	8 Years	1-7 Years

CARE AND MAINTENANCE

All surfaces need to be cleaned on a regular basis. Ensure you use the correct dry erase marker rather than a permanent pen. Ensure that your eraser is clean. Our Magic Wipe cleaning cloth is an excellent environment friendly solution capable of removing difficult marks. If you have permanent writing or stubborn stains you can 'write over' them with a dry erase marker which will help to remove. Ghosting is the faint remains of writing and is not evidence of a faulty surface. Alcohol based

cleaning fluids can be used for stubborn stains. Do not use abrasive cleaners. Leaving whiteboard marks on the surface for longer than 24 hours is not recommended as the longer they're left, the more difficult to erase because of various external effects from UV lights to air conditioning. Projection Porcelain is for 80% projection and 20% writing. Wet wipe of writing is recommended immediately after the presentation. Glass and Porcelain offer the best cleaning results.

Communicate Magnetic Whiteboards



Excellent hardwearing magnetic surface for general use applications. For use with drywipe pens. Can be mounted landscape or portrait. Aluminium frame, concealed corner mounting supplied with pen tray and fixings. Surface guaranteed for 8 years.

- Ideal for all lighter to medium whiteboard writing users



Code	Description	Size (mm)
VB6045	Communicate Magnetic Whiteboard	600 x 450
VB9060	Communicate Magnetic Whiteboard	900 x 600
VB9090	Communicate Magnetic Whiteboard	900 x 900
VB1290	Communicate Magnetic Whiteboard	1200 x 900
VB1212	Communicate Magnetic Whiteboard	1200 x 1200
VB1590	Communicate Magnetic Whiteboard	1500 x 900
VB1512	Communicate Magnetic Whiteboard	1500 x 1200
VB1890	Communicate Magnetic Whiteboard	1800 x 900
VB1812	Communicate Magnetic Whiteboard	1800 x 1200
VB2112	Communicate Magnetic Whiteboard	2100 x 1200
VB2412	Communicate Magnetic Whiteboard	2400 x 1200
VB3012	Communicate Magnetic Whiteboard	3000 x 1200

Porcelain Whiteboards



Porcelain surface (or vitreous enamel) whiteboards are ideal for heavy duty use such as schools, higher education, conference centres and medical facilities. Concealed wall fittings. Long Life 25 year guarantee.

- Magnetic Surface
- Full length aluminium pen tray (landscape only)
- Standard aluminium frame with galvanised steel sheet backing



Code	Description	Size (mm)
PB9060	Porcelain Whiteboard	900 x 600
PB9090	Porcelain Whiteboard	900 x 900
PB1290	Porcelain Whiteboard	1200 x 900
PB1212	Porcelain Whiteboard	1200 x 1200
PB1590	Porcelain Whiteboard	1500 x 900
PB1512	Porcelain Whiteboard	1500 x 1200
PB1890	Porcelain Whiteboard	1800 x 900
PB1812	Porcelain Whiteboard	1800 x 1200
PB2112	Porcelain Whiteboard	2100 x 1200
PB2412	Porcelain Whiteboard	2400 x 1200
PB3012	Porcelain Whiteboard	3000 x 1200
PB3612	Porcelain Whiteboard	3600 x 1200

Note 3000x1200 sizes and over may incur a separate delivery/pallet charge depending on delivery address.

Projection Porcelain Whiteboards



A whiteboard and projection screen in one.
60% less glare reflection than our standard porcelain whiteboards.

- Low glare matt surface .. and erasable !
- Standard aluminium frame with galvanised steel backing sheet.
- Ideal for Interactive PROJECTORS
- A fixed solid projection screen that also allows you to write on !

Code	Description	Size (mm)
MPP1212	Projection Porcelain	1200 x 1200
MPP1512	Projection Porcelain	1500 x 1200
MPP1812	Projection Porcelain	1800 x 1200
MPP2012	Projection Porcelain	2000 x 1200
MPP2412	Projection Porcelain	2400 x 1200
MPP3012	Projection Porcelain	3000 x 1200

NOTE: For best results we recommend cleaning with our MAGIC WIPE - wet wipe

NOTE: Made to order lead times apply

Projection Edge Whiteboards



For a slim and sophisticated look the Visionchart Edge is what you need. The Visionchart LX8000 L frame provides a frameless appearance that complements any modern décor.

Reverse mounted aluminium batten fixing supplied. No visible hooks.

Code	Description	Size (mm)
LX8-1512-P	Projection Edge LX8000	1500 x 1190
LX8-1812-P	Projection Edge LX8000	1800 x 1190
LX8-2012-P	Projection Edge LX8000	2000 x 1190
LX8-2412-P	Projection Edge LX8000	2400 x 1190
LX8-3012-P	Projection Edge LX8000	3000 x 1190

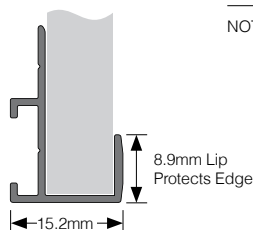
NOTE : For best results we recommend cleaning with our MAGIC WIPE - wet wipe



Education are moving to Smart Projectors, with schools replacing existing whiteboards with "Projection Friendly Porcelain" whiteboards and the standard size is 3000x1200 and 3600x1200.

The LX2 Heavy Duty Projection board:

- 9mm Moisture resistant MDF core
- 0.3mm E3 Projection friendly porcelain
- Slim line frame with 8.9mm lip
- Reverse baton fixture with added safety fall protection



Code	Description	Size (mm)
LX2-3012-P	Education Slim Edge Projection Porcelain LX2	3000 x 1200
LX2-3612-P	Education Slim Edge Projection Porcelain LX2	3600 x 1200

NOTE : For best results we recommend cleaning with our MAGIC WIPE - wet wipe



Large board additional freight charges apply

Combi Whiteboard and Corkboard



Singled sided 1/2 magnetic whiteboard, 1/2 cork board. Practical and versatile great for staff rooms, and notice areas

- Stylish aluminium frame with concealed fixings.

Code	Description	Size (mm)
VCB9060	Combi Whiteboard and Corkboard	900 x 600
VCB1290	Combi Whiteboard and Corkboard	1200 x 900

EDGE LX6000 Architectural Framed Writing Surface



Magnetic Surface and Aluminium Frame



Excellent hardwearing magnetic surface for general use applications. Use with drywipe pens and any magnetic accessory. Surface guaranteed for 8 years.

Designed to be installed with no visible fixings, our low profile 4mm edge boards can be butt joined horizontally or vertically, side by side to create a vast communication wall.

12 standard sizes stocked, however panels can be any size up to 3000 x 1200mm (manufacturing lead times apply).

Whiteboard panels can be mixed and matched with any pinboard or Echopanel required also using the EDGE LX6000 minimalist frame to fully integrate with your office décor or provide acoustic benefits to your environment.



4mm lip
protects edge

Code	Description	Size (mm)
LX6-9060	EDGE LX6000 Architectural Writing Surface	900 x 600
LX6-9090	EDGE LX6000 Architectural Writing Surface	900 x 900
LX6-1290	EDGE LX6000 Architectural Writing Surface	1200 x 900
LX6-1212	EDGE LX6000 Architectural Writing Surface	1200 x 1200
LX6-1590	EDGE LX6000 Architectural Writing Surface	1500 x 900
LX6-1512	EDGE LX6000 Architectural Writing Surface	1500 x 1200
LX6-1890	EDGE LX6000 Architectural Writing Surface	1800 x 900
LX6-1812	EDGE LX6000 Architectural Writing Surface	1800 x 1200
LX6-2012	EDGE LX6000 Architectural Writing Surface	2000 x 1200
LX6-2112	EDGE LX6000 Architectural Writing Surface	2100 x 1200
LX6-2412	EDGE LX6000 Architectural Writing Surface	2400 x 1200
LX6-3012	EDGE LX6000 Architectural Writing Surface	3000 x 1200

NOTE: Made to order lead times apply

Magnetic Pen Tray

Strong magnetic pen tray with deep channel. Highly versatile
Place anywhere you like - great for magnetic flip chart boards
(Not suitable for Glassboards)

Code	Description
VRD1890-PL	Magnetic Pen Tray White - 600mm removable



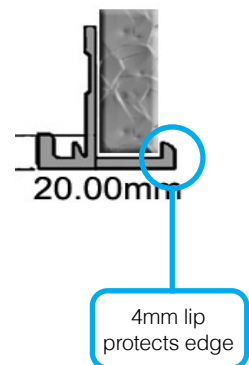
Magnetic Steel Surface Aluminium Frame Powder Coated – Pearl White or Black



The LX6000 EDGE aluminium frame can be powder coated in most colours to further enhance its slim frame line appeal with customer requirements. The coloured EDGE frame creates contrast - focal point aiding communication whilst blending with décor.

Code	Description	Size (mm)
LX6-9060-C	EDGE LX6000 Powder Coated Frame	900 x 600
LX6-9090-C	EDGE LX6000 Powder Coated Frame	900 x 900
LX6-1290-C	EDGE LX6000 Powder Coated Frame	1200 x 900
LX6-1212-C	EDGE LX6000 Powder Coated Frame	1200 x 1200
LX6-1590-C	EDGE LX6000 Powder Coated Frame	1500 x 900
LX6-1512-C	EDGE LX6000 Powder Coated Frame	1500 x 1200
LX6-1890-C	EDGE LX6000 Powder Coated Frame	1800 x 900
LX6-1812-C	EDGE LX6000 Powder Coated Frame	1800 x 1200
LX6-2012-C	EDGE LX6000 Powder Coated Frame	2000 x 1200
LX6-2112-C	EDGE LX6000 Powder Coated Frame	2100 x 1200
LX6-2412-C	EDGE LX6000 Powder Coated Frame	2400 x 1200
LX6-3012-C	EDGE LX6000 Powder Coated Frame	3000 x 1200

NOTE: Made to order lead times apply



Magnetic Pen Tray

Strong magnetic pen tray with deep channel. Highly versatile
Place anywhere you like - great for magnetic flip chart boards
(Not suitable for Glassboards)

Code	Description
VRD1890-PL	Magnetic Pen Tray White - 600mm removable



EDGE LX8000 Architectural Framed Porcelain Writing Surface



Magnetic Porcelain Surface and Aluminium Frame



When quality and style count the Visionchart Edge LX-8000 Porcelain board is the industry leading standard. The frame is aesthetically designed to be minimalist. A 4mm lip in the aluminium profile covers and protects the cut edge of the porcelain board surface.

Designed to be installed with no visible fixings. A Communication wall can be created with unlimited board modules butt joined side by side. Maximum module is 3000 x 1190mm (height could vary between 1190mm to 1195mm)

For a more seamless look we recommend white powder-coated frames.

The Porcelain (Vitreous Enamel) surface provides the best performance writing surface being scratch and stain resistant and comes with a 25 year life time guarantee.

Recommended for high use situations.



4mm lip protects edge

Code	Description	Size (mm)
LX8-9060	EDGE LX8000 Porcelain Writing Surface	900 x 600
LX8-9090	EDGE LX8000 Porcelain Writing Surface	900 x 900
LX8-1290	EDGE LX8000 Porcelain Writing Surface	1200 x 900
LX8-1212	EDGE LX8000 Porcelain Writing Surface	1200 x 1190
LX8-1590	EDGE LX8000 Porcelain Writing Surface	1500 x 900
LX8-1512	EDGE LX8000 Porcelain Writing Surface	1500 x 1190
LX8-1890	EDGE LX8000 Porcelain Writing Surface	1800 x 900
LX8-1812	EDGE LX8000 Porcelain Writing Surface	1800 x 1190
LX8-2012	EDGE LX8000 Porcelain Writing Surface	2000 x 1190
LX8-2112	EDGE LX8000 Porcelain Writing Surface	2100 x 1190
LX8-2412	EDGE LX8000 Porcelain Writing Surface	2400 x 1190
LX8-3012	EDGE LX8000 Porcelain Writing Surface	3000 x 1190

NOTE: Made to order lead times apply - some

Magnetic Pen Tray

Strong magnetic pen tray with deep channel. Highly versatile
Place anywhere you like - great for magnetic flip chart boards
(Not suitable for Glassboards)

Code	Description
VRD1890-PL	Magnetic Pen Tray White - 600mm removable



Magnetic Porcelain Surface Aluminium Frame Powder Coated - Pearl White or Black

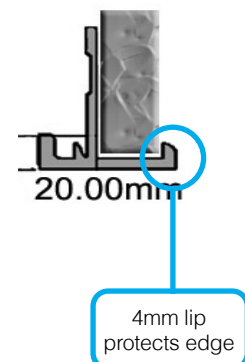


Don't just paint the wall, create an inspiration space where ideas can come to life.

The LX8000 EDGE aluminium frame can be powder coated in most colours to further enhance its slim frame line appeal with customer requirements. The coloured EDGE frame creates contrast - focal point aiding communication whilst blending with décor.

Custom sizes made to order

Code	Description	Size (mm)
LX8-9060-C	EDGE LX8000 Porcelain Powder Coated Frame	900 x 600
LX8-9090-C	EDGE LX8000 Porcelain Powder Coated Frame	900 x 900
LX8-1290-C	EDGE LX8000 Porcelain Powder Coated Frame	1200 x 900
LX8-1212-C	EDGE LX8000 Porcelain Powder Coated Frame	1200 x 1190
LX8-1590-C	EDGE LX8000 Porcelain Powder Coated Frame	1500 x 900
LX8-1512-C	EDGE LX8000 Porcelain Powder Coated Frame	1500 x 1190
LX8-1890-C	EDGE LX8000 Porcelain Powder Coated Frame	1800 x 900
LX8-1812-C	EDGE LX8000 Porcelain Powder Coated Frame	1800 x 1190
LX8-2012-C	EDGE LX8000 Porcelain Powder Coated Frame	2000 x 1190
LX8-2112-C	EDGE LX8000 Porcelain Powder Coated Frame	2100 x 1190
LX8-2412-C	EDGE LX8000 Porcelain Powder Coated Frame	2400 x 1190
LX8-3012-C	EDGE LX8000 Porcelain Powder Coated Frame	3000 x 1190





Lumière Magnetic GLASSBOARDS

PURE White Starphire Magnetic Glass

Fixtures float the board 20mm off the wall



THE LUMIERE STARPHIRE DIFFERENCE ...

PURE White or Starphire Glass is Low-Iron Glass allowing non-tinted transmission through the glass of the white paint finish on the back. Low Iron glass is optically absolutely clear due to the reduced iron content. Mineral traces standard glass gives a slight green tint. You should choose Lumière Starphire Glass boards if you want a PURE Brilliant White finish.

- Designed to blend seamlessly with any décor, the eco friendly brilliant white and ultra clear glass boards simply communicate, naturally. Visionchart 'Starphire' glass.
- Contemporary – alternative to traditional whiteboards highlighted by the translucency and elegance of premium glass.
- Quality – toughened 4.5mm glassboard, non-porous surface will not ghost or stain and works with standard dry-erase markers.
- Frameless – tempered glass is borderless to create clean lines, uncluttered and ultra modern appearance.
- Fixtures - white fixtures compliment the white glassboard, silver highlight the black glassboard floating the board 20mm off the wall





Code	Description	Size (mm)
VGB9060	Lumiere White Glassboard	900 x 600
VGB1260	Lumiere White Glassboard	1200 x 600
VGB1290	Lumiere White Glassboard	1200 x 900
VGB1212	Lumiere White Glassboard	1200 x 1200
VGB1590	Lumiere White Glassboard	1500 x 900
VGB1512	Lumiere White Glassboard	1500 x 1200
VGB1812	Lumiere White Glassboard	1800 x 1200
VGB2112	Lumiere White Glassboard	2100 x 1200
VGB2412	Lumiere White Glassboard	2400 x 1200
VGB1260-B	Lumiere Black Glassboard	1200 x 600
VGB1812-B	Lumiere Black Glassboard	1800 x 1200



NEW

CLARION GLASSBOARD

Clean lines and **INVISIBLE MOUNTING**
The **ULTIMATE** communication surface
Never ghost or stain, looks **NEW** forever

New 'value' range, the 'Clarion' magnetic glassboard features invisible rear mounting. A perfect introduction to the world of Glassboards. Manufactured using standard glass which has a slight green tint.

- Standard White magnetic glass with polished edges
- 4.5mm glassboard, 8 x stronger than standard glass
- 15 year warranty peace of mind
- Can be invisibly mounted portrait or landscape
- Clear acrylic pentray included 200 x 55mm
- 2 strong glassboard magnets
- Wall fittings included and easy installation instructions






Code	Description	Size (mm)
VGC9060	Clarion Glassboard Standard White	900 x 600
VGC1290	Clarion Glassboard Standard White	1200 x 900
VGC1511	Clarion Glassboard Standard White	1500 x 1100
VGC1811	Clarion Glassboard Standard White	1800 x 1100



NEW

Lumiére ARC GLASSBOARD

PURE White Starphire Magnetic Glass
Architecturally Curved • Invisible Mounting

Magnetic Dry Wipe Warranty

Feature Piece for Inspired Meeting Areas

The eco friendly PURE White Glassboard offers smooth curved lines, soft rounded edges ... exceptional architectural elegance.

Providing an ultra smart, stain free visual communication writing surface that is free of visual fixings.

Code	Description	Size (mm)
VGB1210-ARC	Lumiére ARC Glassboard	1200 x 1000
VGB1812-ARC	Lumiére ARC Glassboard	1800 x 1200

EDGE LX9000 Architectural Framed Magnetic Glassboard


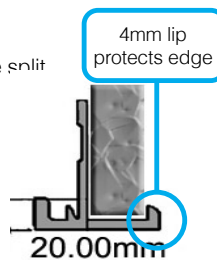


Magnetic Starphire Glass Surface



The Edge LX9000 slim frame Magnetic Glassboard provides a completely modern and sleek look to the office. With no holes in the glass and totally hidden fixtures the board is secured with reversible split button system, allowing the board to be easily removed at any time.

- Boards can be mounted as specified either vertical or horizontal
- Glass is magnetic and goes right to the edge of the frame
- LX9000 frame comes in satin silver or white as standard
Powder coated frames are available on request.



Code	Description	Size (mm)
LX9-1290	EDGE LX9000 Glassboard Architectural	1200 x 900
LX9-1512	EDGE LX9000 Glassboard Architectural	1500 x 1200 NEW
LX9-1812	EDGE LX9000 Glassboard Architectural	1800 x 1200 NEW
LX9-2412	EDGE LX9000 Glassboard Architectural	2400 x 1200

Magnetic Glassboard



- White glassboard supplied with Magnetic Eraser and Marker
- Black glassboard requires FLURO markers / eraser - sold separately
- Both colours supplied with wall fittings.
- Perspex penshelf is optional on both.

Code	Description / Size (mm)
VGC9060-W	Magnetic Glassboard 900x600mm WHITE
VGC9060-B	Magnetic Glassboard 900x600mm BLACK
EBBP	Fluro markers for glassboard (pk 4)



Glassboard Pen Tray - Perspex

Clear Perspex Pen Holder Tray 500mm

Code	Description
GBTRAY-PLASTIC	Clear perspex pen tray - 500mm



Custom Glassboard STARPHIRE safety toughened glass

Starphire Glassboard available in your choice of colour. Starphire glass (no green tinge) allows accurate colour matching. We use Starphire Glass rather than standard glass which has a slight green tinge that affects the colour. Highly suitable for meeting rooms, board rooms, restaurants, clubs and homes. Toughened glass with polished edges and rounded corners.

- Sizes up to 1500x900mm have 4 holes with 4 fittings
- Sizes 1500x1200mm or more have 6 holes with 6 fittings
- Size 2400x1200mm have 8 holes with 8 fittings
- Silver fittings standard or optional colour matched fittings
- Other sizes are available, please call us
- Freight charges apply due to the sensitive nature of glass
- Made to order items are non-returnable
- Made to order lead times apply



NON-MAGNETIC 6mm Starphire Glassboard Custom Colour

Code	Description	Size (mm)
GB02S	Non-Magnetic Starphire Glassboard Custom Colour	900 x 600
GB03S	Non-Magnetic Starphire Glassboard Custom Colour	900 x 900
GB04S	Non-Magnetic Starphire Glassboard Custom Colour	1200 x 900
GB05S	Non-Magnetic Starphire Glassboard Custom Colour	1200 x 1200
GB06S	Non-Magnetic Starphire Glassboard Custom Colour	1500 x 900
GB07S	Non-Magnetic Starphire Glassboard Custom Colour	1500 x 1200
GB08S	Non-Magnetic Starphire Glassboard Custom Colour	1800 x 900
GB09S	Non-Magnetic Starphire Glassboard Custom Colour	1800 x 1200
GB10S	Non-Magnetic Starphire Glassboard Custom Colour	2000 x 1200
GB11S	Non-Magnetic Starphire Glassboard Custom Colour	2400 x 1200

MAGNETIC 4.5mm Starphire Glassboard Custom Colour

Code	Description	Size (mm)
GB02-M	MAGNETIC Starphire Glassboard Custom Colour	900 x 600
GB03-M	MAGNETIC Starphire Glassboard Custom Colour	900 x 900
GB04-M	MAGNETIC Starphire Glassboard Custom Colour	1200 x 900
GB05-M	MAGNETIC Starphire Glassboard Custom Colour	1200 x 1200
GB06-M	MAGNETIC Starphire Glassboard Custom Colour	1500 x 900
GB07-M	MAGNETIC Starphire Glassboard Custom Colour	1500 x 1200
GB08-M	MAGNETIC Starphire Glassboard Custom Colour	1800 x 900
GB09-M	MAGNETIC Starphire Glassboard Custom Colour	1800 x 1200
GB10-M	MAGNETIC Starphire Glassboard Custom Colour	2000 x 1200
GB11-M	MAGNETIC Starphire Glassboard Custom Colour	2400 x 1200

Custom Printed Glassboard



Custom printed glassboards are available with your logo or design printed on the back of the glass so you still get the same durable surface. Additional cost apply, please call for more details or a quote **1800 067 278**

Silver fittings standard or optional colour matched fittings available for additional charge, please call for a quote.



For more colour glassboard options see our range of 'FAST SHIP' NAGA Glassboards available in a wide range of off-the-shelf colours:

<http://www.visionchart.com.au/naga-range.html>

NAGA®



Mobile Tablet Whiteboard and Individual Tablets




The new VISIONCHART 'Whiteboard Tablet Mobile' recognises the importance of agile group learning. Ideas don't last forever and our Tablet Mobile lets you capture, collaborate ... then create !

Suitable for all aspects of not only education but also corporate work groups, the Tablet Mobile is ready for collaborative learning and the smarter sharing of ideas.

The growing popularity of open and flexible learning and works defined spaces mean that furniture and specific items like whiteboards, need to adapt and change.

- Holds 12 individual double sided 300 x 450mm whiteboard tablets
- Ideal for STEM education, collaboration and brainstorming
- Whiteboard mobile: 1000 x 1000mm, hold 6 tablets per side
- Tablets feature rounded grey moulded plastic edges with carry handle and a light permanent grid on one side
- Mobile whiteboard features a built-in pen tray and locking castors



WHAT ARE AGILE & SCRUM ?

'The concept of all team/class members being involved in outcomes promotes a more democratic atmosphere with an engaging brainstorming processes leading to better decision making and more effective outcomes'

Code	Description	Size (mm)
VM1010-T	Mobile Tablet Whiteboard with 12 Tablets	1200 x 1770
WT4530	Individual Whiteboard Tablet	450 x 300

Multifunctional Mobile Whiteboard Wall Perfect for Future Focused Learning environments

NEW

Double sided
magnetic whiteboard

optional metal
marker caddy

easy pull
handle

two adjustable
shelves on
each side

large easy
glide castors



Easily moveable double sided magnetic whiteboard with storage that is split into two making it perfect for shared and adaptable learning environments. Each end has two adjustable shelves giving 8 compartments in total for storage.

- Four large easy glide castor, 2 lockable
- Easy pull handle on either end
- Two adjustable shelves each end with one fixed
- Optional magnetic marker caddy
- Dimensions (W x H x D): 840 x 1800 x 374mm

Code	Description	Size (mm)
HUD180	Huddle Double Whiteboard Mobile	840 x 1800 x 374
HUD180C	HUDDLE Metal Storage Caddy	

Communicate Glassboard - Room Dividers



Sophisticated and functional room dividers. Create any workspace, meeting area required.

- Features white or blue magnetic glass one side with pinnable fabric on the other side
- Pinnable fabric has sound absorbing properties that reduce noise and improve acoustic comfort of a space
- Large lockable 90mm castors
- Supplied with 2 adjustable flipchart hooks

Code	Description	Size (mm)
VRD1890GD	Blue Glassboard / Grey Pinnable	1800 x 900
VRD1890GW	White Glassboard / Grey Pinnable	1800 x 900

See page 30 for
Communicate Whiteboard
Room Dividers



ASPIRE Vertical Sliding Whiteboard - Porcelain

More writing in less space.



- 2 double sided - 1200x900mm whiteboards — so 4 writing surfaces
- 2 surfaces are Porcelain & 2 surfaces are commercial magnetic
- So easy to use .. boards glide up and down
- Strong steel stand, epoxy coated black
- Tested 10,000 times

Code	Description	Size (mm)
SMV1290	Sliding Mobile Vertical	1200 x 900



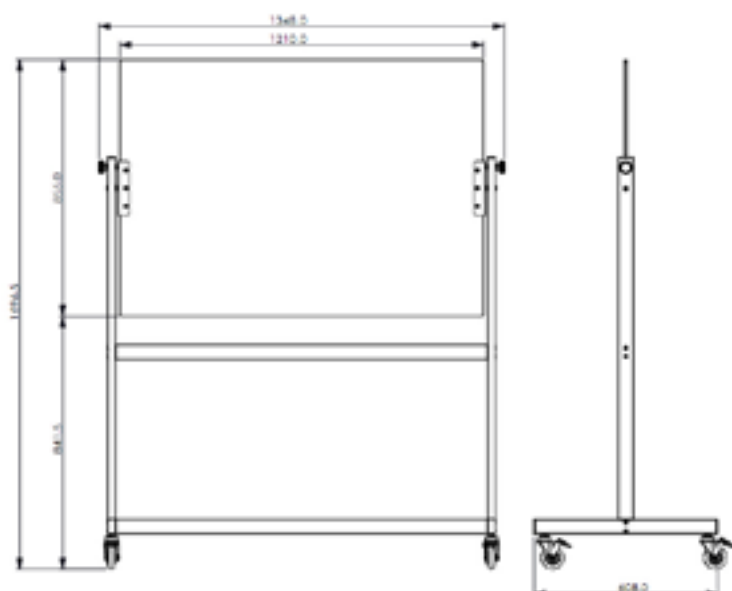
Clear Innovation & Communication



- Clear toughened glass—use both sides – Open communication
- Satin silver steel frame with locking castors
- Use standard markers or fluoro paint markers
- Super strong magnets can be used to holder plans or paper



Code	Description	Size (mm)
SMC1290	'Space' Mobile Glassboard - Clear	1210 x 855
SMW1290	'Space' Mobile Glassboard Magnetic - White	1210 x 855



When Performance Really Matters



BETTER - Stylish corporate look with quality magnetic whiteboard surface. Tubular steel construction in Pearl Silver powder coated finish. Unique locking mechanism, strong lockable castors. 8 year surface warranty.

Unique locking handle

Code	Description	Size (mm)
VM1290	Mobile Corporate magnetic whiteboard	1200 x 900
VM1590	Mobile Corporate magnetic whiteboard	1500 x 900
VM1512	Mobile Corporate magnetic whiteboard	1500 x 1200
VM1812	Mobile Corporate magnetic whiteboard	1800 x 1200



Unique locking mechanism



Stylish corporate look



Tubular steel construction



Lockable castors

Mobile Porcelain



THE BEST - Magnetic Porcelain mobile whiteboard with unrivalled surface guarantee of 25 years. Ideal for heavy users.

Code	Description	Size (mm)
VM1290-P	Mobile Porcelain magnetic whiteboard	1200 x 900
VM1212-P	Mobile Porcelain magnetic whiteboard	1200 x 1200
VM1512-P	Mobile Porcelain magnetic whiteboard	1500 x 1200
VM1812-P	Mobile Porcelain magnetic whiteboard	1800 x 1200



Mobile Combo



UNIQUE - Whiteboard one side, grey felt board the other. Versatile and practical - ideal solution for primary schools, early education, anywhere you need to hang posters and use a whiteboard. Saves wall space.

Code	Description	Size (mm)
VM1290C	Mobile Combo magnetic whiteboard	1200 x 900
VM1512C	Mobile Combo magnetic whiteboard	1500 x 1200



Mobile Chilli



GOOD - Our economy mobile whiteboard that enables you to compete but still offer quality.

- Magnetic surface
- Board pivots 360 degrees
- Steel stand with locking castors
- 2 year surface warranty.

Code	Description	Size (mm)
3051-1825	Mobile Chilli whiteboard	1200 x 900
3051-1850	Mobile Chilli whiteboard	1500 x 900
3051-1865	Mobile Chilli whiteboard	1500 x 1200
3051-1885	Mobile Chilli whiteboard	1800 x 1200



Perpetual Planner




Perpetual yearly planner magnetic whiteboard. Organisation at a glance. Laminated surface with 1 year warranty

Supplied with:

- 12x magnetic 1-31 date strips
- 10x Public holiday magnetic strips
- 2x fine point erasable markers
- Magic Wipe micro fibre cleaning cloth

Code	Description	Size (mm)
VDP001	Perpetual Planner	1200 x 1200
VDP002	Perpetual Planner	1500 x 1200
VDP003	Perpetual Planner	2400 x 1200



School Planner 4 Term or 1 Term



No school can be without one. 4 school terms divided into 11 weeks or single school term divided into daily/weekly intervals for quick and easy reference Laminated graphic surface with permanent lines. 3 Sizes available. 1 year surface warranty.

Supplied with:

- 2 x Finepoint erasable markers
- Magic Wipe cleaning cloth

Code	Description	Size (mm)
VDT100	School Planner 1 term	1200 x 900
VDT001	School Planner 4 term	1200 x 900
VDT002	School Planner 4 term	1500 x 1200
VDT003	School Planner 4 term	2400 x 1200




Staff Status Board



Ideal for every busy workplace or staff roster system. Available in 3 different sizes. 1 year surface warranty.

Supplied with:

- Magnetic marker buttons (colours may vary)
- Bonus black marker



VSB010



VSB020



VSB030

Code	Description	Size (mm)
VSB010	Black Frame Staff Status Board	10 Name Board 317x615
VSB020	Silver Frame Staff Status Board	20 Name Board 527x615
VSB030	Black Frame Staff Status Board	30 Name Board 737x615

Deluxe Perpetual MONTH Planner




Stylish aluminium frame with rounded corners and hangers supplied. Permanent graphics never rub off - 7 days a week .. The surface is magnetic and the monthly planner that is perpetual .. so it can be re-used every month for specific activities. 1 year surface warranty.

Code	Description	Size (mm)
VMP100	Deluxe Perpetual MONTH Planner	1200 x 900



Music Board



Permanently ruled with 4 music staves. Magnetic surface can be wall mounted or mobile version available featuring pivoting board with lines on one side and locking castors.. 1 year surface warranty.

Code	Size (mm)
VMB1212	1200 x 1200
VMB1512	1500 x 1200
VMB1812	1800 x 1200
VMB2412	2400 x 1200

MOBILE Music Board

Double sided board with lines one side and plain whiteboard the other side.

Code	Size (mm)
VM1212-M	1200 x 1200
VM1812-M	1800 x 1200



Flipchart Deluxe



NEW
improved design



Deluxe flipchart stand on single support and castor wheels. Easily manoeuvred around room, lockable wheels and height adjustable. Extends from 1550 to 1920mm. Adjustable flipchart pad hooks. Two side arms (left and right) to hang paper using magnets allows viewing of three flipchart pages at once

Code	Description	Size (mm)
VFC002	Flipchart Deluxe	-



Magnetic Glass Flipchart



NEW
improved design



Magnetic Glass flipchart stand on single support and castor wheels. Easily manoeuvred around room, lockable wheels and height adjustable. Extends from 1550 to 1920mm

Code	Description	Size (mm)
VGf800	Magnetic Glass Flipchart	960 x 700



Flipchart Universal



For presentations on the go - our portable flipchart and whiteboard stand. Will adjust height to stand on floor or desk top. Folds down into compact size for easy transport. Optional carry bag available.

Code	Size (mm)
VFC003	Flipchart Universal 862 x 660 (board)
VFC008	Carry Bag 1110 x 900



Flipchart Standard



Our most popular flipchart tripod stand with magnetic whiteboard surface. Optional carry bag available.

Code	Description	Size (mm)
VFC001	Flipchart Standard	1035 x 670 (board)
VFC008	Carry Bag	1110 x 900




Optional carry bag

Easel

Portable light weight aluminium tripod easel perfect for supporting board and presentation materials. Height adjustable legs. Easy fold for storage and transport.

- Aluminium Easel - lightweight to 1.6mts
- Accepts up to 1200 x 900mm board.
- Includes BONUS carry bag
- Recommended for holding lighter boards only.

Code	Description	Size (mm)
VEA001	Easel	Accepts up to 900 x 900 board



Adjustable Easel

Mobile Easel suitable for larger boards up to 20mm thick . Versatile can be whiteboard or pin board. Great for schools and conference centres

- Height adjustable.
- Any wall mounted board from 1200x900 to 2400x1200mm can be turned it into a Mobile board !
- Any listed board works with the VB0010 up to 20mm thick

Code	Description	Size (mm)
VB0010	Adjustable Easel	Mobile Easel - Adjustable



Lectern

Professional and stylish lectern. Comes with detachable LED light (no wires). Locking castors (removable), black powder coated. Bonus white A4 magnetic sheet supplied for logos.

Comes flat packed for easy transport, total weight 17.8Kg

Height is 1205mm. Top shelf 600x400mm

Code	Description
VL0001	Professional style Lectern - black





Cabinet Whiteboard Communicate

Spacesaver whiteboard, hinged doors with double sided whiteboard panels. Magnetic surface on inside, non-magnetic surface on outside. Can also be used for uncovering pre-prepared work, or covering confidential information. Lockable, saves wall space.

Code	Description	Size (mm)
VCAB1290	Cabinet whiteboard	1200x900 Closed, 2400x900 Open




Blackboard Porcelain



Blackboard writing surface ideal for education and restaurants. Standard sizes or made to measure.

Code	Description	Size (mm)
VBB9060	Blackboard	900 x 600
VBB1290	Blackboard	1200 x 900
VBB1590	Blackboard	1500 x 900
VBB1812	Blackboard	1800 x 1200
VBB2412	Blackboard	2400 x 1200



Blackboard - Timber A Frame

A Frame pavement stands. Supplied with 6 black magnets and a FREE pack of 4 Fluoro markers

Code	Description and Sizes (mm)
VAF001	990 x 600 Overall Size A Frame 730 x 530 writing area 2 sided 35 x 18 'mahogany' style timber frame
VBT001	900 x 595 Wall Mounted Blackboard 835 x 530 writing area Portrait or Landscape 35 x 14 'mahogany' style timber frame
EBBP	Pack of 4 Fluoro Markers



Whiteboard Accessories

Magnetic Eraser

High quality magnetic eraser - will not scratch whiteboard board surface, made in Japan

Code	Description
VA0002	Magnetic Whiteboard Eraser - Soft Foam - Size 115mm x 60mm



Magic Wipe

Microfibre cleaning cloth - no need for chemicals, reusable - better environment

Code	Description
VA0010	'Magic Wipe' Microfibre Cleaning Cloth



Whiteboard Starter Kit

Contains Cleaning Fluid, Magnets x 5, Eraser, Markers x 4,+ Bonus Cleaning Cloths x 5

Code	Description
VA0009	'ClearVision' Whiteboard Starter Kit



Whiteboard Cleaning Fluid Pump Action

Perfect for heavy duty whiteboard cleaning

Code	Description
VA0012	Whiteboard Cleaning Fluid Pump Action 250ml



Flipchart Pads

70gsm 590 x 890mm
40 easy-tear sheets with 4 holes punched
Pads rolled inside a carton.

Code	Description
VFP200	2 x 40 page pads, 70gsm 590 x 890



Glassboard Markers

Glassboard Markers

Perfect for BOLD writing on all Glassboards, high contrast on BLACK Glasboards
Pack 4 assorted fluoro colours

Code	Description
EBBP	Fluoro Markers for Glassboards or Windows - Pack of 4 colours
VA0016	Whiteboard Markers - Pack of 3 colours - Bullet Point



Magnetic Strips & Adhesive Lining Tape

Code	Description
MAG2	Magnetic Strip - 1000 x 20mm - White - Price per Metre
MAG5	Magnetic Strip - 1000 x 50mm - White - Price per Metre
MAGA4	Magnetic Sheet - WHITE - A4
VA0007	Lining Tape - Adhesive 1.5mm Black x 13 metre roll
VA0008	Lining Tape - Adhesive 3mm Black x 13 metre roll



Magnets for Standard Whiteboards

(Standard magnets are not suitable for glass boards)

- A)** 16 Standard button magnets single colour red, blue or black 20mm supplied in a box.
- B)** Standard button magnets available in mixed pack of 48 consisting of 4 colours (red, blue, green, yellow) 4 each colour in 3 sizes: 20, 30 & 40mm supplied in a box.

Code	Description
VA0018	48 Mixed Standard Whiteboard Magnets Blue, Green, Yellow, Red
VA0017-BLK	Standard Whiteboard Magnets 20mm Black Pack of 16
VA0017-BLU	Standard Whiteboard Magnets 20mm Blue Pack of 16
VA0017-RED	Standard Whiteboard Magnets 20mm Red Pack of 16



Super Strong Magnets for Glassboards

- A)** Skittle magnets for glassboards and whiteboards 6 colours, 3 of each colour supplied in a perspex box
- B)** Button magnets for glassboards and whiteboards

Code	Description
VA0019	18 x Skittle Super Magnets for Glassboards
X-MGP3010W	5 x Super Magnets for Glassboard 30mm



Magnetic Whiteboard Pen Tray

Strong magnetic pen tray with deep channel. Highly versatile
Place anywhere you like - great for magnetic flip chart boards
(Not suitable for Glassboards)

Code	Description
VRD1890-PL	Magnetic Pen Tray White - 600mm removable



Magnetic Whiteboard Flipchart Bar

Strong magnetic channel - allows you to hang flipchart pads onto any magnetic whiteboard. Suitable for most flipchart pads with holes.
(Not suitable for Glassboards)

Code	Description
VA0020	Magnetic Flipchart Bar - 600mm



Magnetic Whiteboard Bookshelf

Strong magnetic shelf - allows you to display books on any magnetic whiteboard.
(Not suitable for Glassboards)

Code	Description
VRD91-BT	Magnetic Bookshelf Black - 880mm



Communicate - Communication Room Dividers



Functional and very versatile room dividers. Create any workspace, meeting area required. Units can be linked together, form any shape. Link as many units as you like.

- Available in either double sided - magnetic whiteboard one side, charcoal pinnable fabric board the other or double sided - magnetic whiteboard
- Large lockable 90mm castors
- Supplied with 2 adjustable flipchart hooks & 150mm magnetic pen tray.

Code	Description	Size (mm)
VRD1890	Whiteboard / Charcoal Pinnable	1800 x 900
VRD1890-WW	Double Sided Whiteboard	1800 x 900
VRD1890C	Room Divider - Connector Kit (joins 2 together)	
VRD91-BT	Magnetic Book Shelf (black)	880 length

See page 18 for
Communicate
Glassboard
Room Dividers



Element Architectural Mobile Communications



A new range of Architectural mobile stands.

- Frames are satin silver with locking castors
- Can hold boards single or double sided (board not included)
- Add your choice of communication board to stand:
Glass, Magnetic Glass, Echo Panel, Pinboard, Krommenie Board
- Portrait or landscape (1800mm x 1200mm portrait only) OVERALL HEIGHT 1950mm


Code	Description	Suite Size Up To (mm)
VGM1290	ELEMENT Mobile Stand.	1200x1200
VGM1590	ELEMENT Mobile Stand.	1500x1200
VGM1812	ELEMENT Mobile Stand.	1800x1200

** Fittings are front facing (NOT CONCEALED) ** Frame is our standard 16x16mm (NOT EDGE)



Board not included,
shown for illustration only

MODULO 'T' Legs



Fixed frame double sided pinboard. Powder coated steel stand with 'snap in' fittings. All Pinboards made with aluminium frame and in Autex® velour fabric Velcro® and pin receptive.

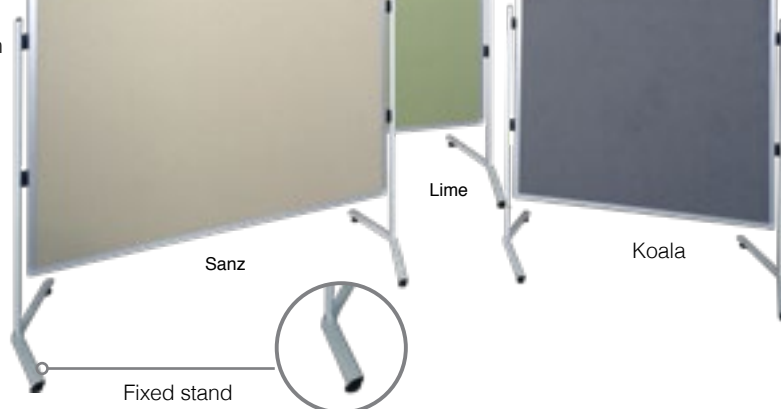
Sizing: (Height mm x Width mm)

Overall size: 1500 x 900 Pinboard Size: 1450 x 850

Overall size: 1500 x 1200 Pinboard Size: 1450 x 1150

Overall size: 1800 x 1000 Pinboard Size: 1750 x 950

Code	Colour	Size (mm)
MPB1590A-1	Lime	1500 x 900
MPB1590A-2	Sanz	1500 x 900
MPB1590A-3	Koala	1500 x 900
MPB1512A-1	Lime	1500 x 1200
MPB1512A-2	Sanz	1500 x 1200
MPB1512A-3	Koala	1500 x 1200
MPB1810A-1	Lime	1800 x 1000
MPB1810A-2	Sanz	1800 x 1000
MPB1810A-3	Koala	1800 x 1000



MODULO Mobile Pinboard Communication



Double sided pinnable screen available in stylish and Velcro® friendly Autex® smooth velour fabric.

- Tough powder coated frame
- Durable locking castors

Overall size: 1895mm high x 1085mm wide x 50mm depth

Pinboard size: 1660mm high x 1020mm wide

Code	Colour	Size (mm)
MDP1810A-1	Lime	1800 x 1000
MDP1810A-2	Sanz	1800 x 1000
MDP1810A-3	Koala	1800 x 1000
MDP1810A-4	Blue	1800 x 1000



Z I P ACOUSTIC DIVIDER SCREEN



Z I P dividers are designed to divide larger areas into quieter, more functional spaces, providing an easy and cost-effective way to minimize the noise and visual distractions found in today's open work environment. Constructed from 100% recycled PET materials, Z I P dividers absorb up to 85% of ambient noise and easily zip together to create an innovative acoustic solution that allows workers to be more focused and productive while maintaining the benefits of collaboration.

- Rated to absorb 85% of ambient noise (NRC 0.85)
- Made from 100% recycled PET eco-friendly materials:
- Fabric: 100% Post-Consumer; Core: 60% Post-Consumer
- Offered as 3-pack with expansion panels sold separately
- Panels zip together easily to extend the length
- Flexible zippers for more flexible floor layout options
- Tackable fabric material ideal for collaborative spaces
- Available in 5 colors: Graphite, Silver, Marine, Sand, Copper

Code	Description	Colour	Size (WxHxDmm)
ACP300-CP	ZIP Acoustic Three Panel Divider Screen	Copper	1650 x 1830 x 28
ACP300-GP	ZIP Acoustic Three Panel Divider Screen	Graphite	1650 x 1830 x 28
ACP300-MR	ZIP Acoustic Three Panel Divider Screen	Marine	1650 x 1830 x 28
ACP300-SA	ZIP Acoustic Three Panel Divider Screen	Sand	1650 x 1830 x 28
ACP300-SL	ZIP Acoustic Three Panel Divider Screen	Silver	1650 x 1830 x 28
ACP100-CP	ZIP Acoustic Single Extension Panel	Copper	1650 x 600 x 28
ACP100-GP	ZIP Acoustic Single Extension Panel	Graphite	1650 x 600 x 28
ACP100-MR	ZIP Acoustic Single Extension Panel	Marine	1650 x 600 x 28
ACP100-SA	ZIP Acoustic Single Extension Panel	Sand	1650 x 600 x 28
ACP100-SL	ZIP Acoustic Single Extension Panel	Silver	1650 x 600 x 28
ACL-TLEG	ZIP Single T-LEG (needed if extension panel is stand on its own and not joined)		



Modular Wave Screen

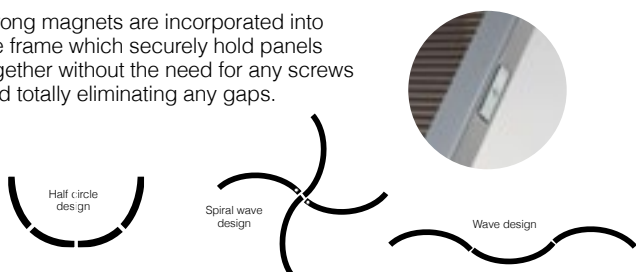
Create stylish privacy in seconds with the new modular screen system. Made from a light bronze tinted ribbed polycarbonate, filtered light is able to pass through to brighten work areas but still provides functional privacy.

Join as many straight and curved panels together to create flexible work spaces. These screens allow you to create not only straight and L shape partition but also unique wave, curved and even circular walls and room dividers.

- Screen size (H)1603mm x (W)806mm
- Powder coated steel frame
- Each screen weighs approximately 10kg.

Code	Description	Size
VW1680	Modular Wave Screen Curved	1600x800Wx400D
VW1680-S	Modular Wave Screen Straight	1600x800Wx400D

Strong magnets are incorporated into the frame which securely hold panels together without the need for any screws and totally eliminating any gaps.





Take a Stand!

SIT STAND Solutions

VISIONCHART are pleased to offer our Sit and Stand desk solutions.

This range comprises our breakroom meeting table and lectern/small desk. and AIRO height adjustable desks in 1200mm, 1500mm and 1800mm sizes.

Everyone these days should be aware of the benefits for having a desk that allows you to both sit and stand. Increased wellbeing through less lower back and neck strain.

Sitting down and feeling tired? Raise the desk and stand which offers increased blood flow and wellbeing. We know it's good for us.

AIRO now allows sit stand desks to be used in more places. No need for electricity. No need for winding handles to crank the desk up or down.

Our new patented (USA, China, Germany, Taiwan, Japan, Australia) AIRO desk is so simple to raise and lower .. and is so quick and light.

Breakroom Table



Highly versatile and stylish table with all the health benefits of height adjustment from sitting to standing positions.

Unique pneumatic gas lift operation with foot release pedal tested to over 10,000 cycles.

Provides excellent stability and study platform. Use it as a meeting table during the day and as a drinks table in evening.

Great to socialise with work colleagues and quick informal stand up meetings

- Table Top 800mm in 18mm white melamine
- Height adjustable from 688 – 1058mm
- 40mm lockable castors & powder coated ivory steel stand

Code	Description
BRT800	Breakroom Meeting Table - Height Adjustable
BRT200	Height Adjustable mechanism from 670-1040mm H (No table top)

Please call for quantity buy discounts.



Lectern / Desk - Height Adjustable



Two tables in one and height adjustable. Lectern and Desk

Unique pneumatic gas lift operation with foot release pedal tested to over 10,000 cycles.

Table top can be tilted to various angle to provide a lectern that can be easily raise or lowered.

With table top flat it provides a perfect small desk for exams, note taking, registration desk or even for eating a meal in front of the TV!

Perfect for schools, educational facilities, conferences meeting rooms and functions

- Easy lift capacity design
- Table Top section is 650 x 400mm
- Height adjustable from 750-1120mm
- 40mm lockable castors
- Powder coated white steel stand

Code	Size (mm)
BRL100-W	Lectern/Desk 650 W x 400 D x 750-1120 H

Please call for quantity buy discounts.

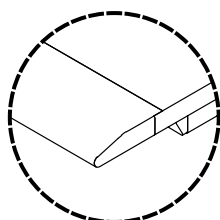




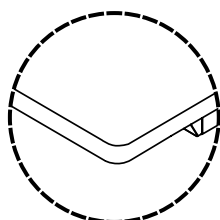
Taking height adjustable desks to the next level

The AIRO height adjustable desk has a unique patented lift design that does not require any electric power or manual crank handle. Simply press the lift handle and quickly raise or lower the desk to your desired sit/stand height. No power point – not a problem now you can situate your desk wherever you want in the room and as many as you require. Ideal for classrooms, workstations or personal office.

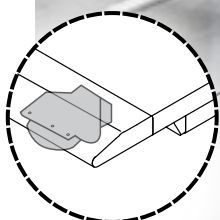
- Stylish and efficient, safe and versatile
- Unique patented lift mechanism
- AIRO12-T features a unique silver aluminium 'shark nose' profile on the desktop front edge.
- No messy cables or power point required
- No slow crank handles or electric motors
- Height adjustable from 700 x 1130mm



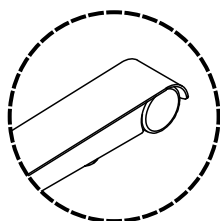
1200mm Desktop:
Aluminium Shark
Nose Edge



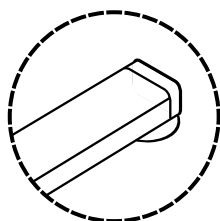
**1500mm and
1800mm Desktop:**
Radius ABS Edging



1200, 1500 & 1800mm
Feature Quick Release
Handle Under Desktop



1200mm Desk:
T-Leg Feet with
Rear Wheel



**1500mm and
1800mm Desk:**
T-Leg Feet (No wheels)



1200mm Desk
Shark Nose and rear wheeled T-leg



1500mm Desk
Round corner edge band and T-Leg feet



1800mm Desk
Round corner edge band and T-Leg feet

Code	Description	Size (mm)
AIRO Separate Legs/Mechanism - Height adjustable from 700 to 1130mm		
AIR012-S	1200mm Legs/Mechanism only. NO TOP included.	1170 x 700
AIR015-S	1500mm Legs/Mechanism only. NO TOP included.	1470 x 700
AIR018-S	1800mm Legs/Mechanism only. NO TOP included.	1770 x 700
AIRO Separate Desktop		
AIR012-T	White melamine top to fit 1200mm legs. NO LEGS included.	1200 x 700 x 27.4
AIR015-T	White melamine top to fit 1500mm legs. NO LEGS included.	1500 x 700 x 23
AIR018-T	White melamine top to fit 1800mm legs. NO LEGS included.	1800 x 800 x 23

How to Select a Pinboard



Just pin it!

A pinboard is a vital component to collect and exchange ideas and thoughts. Wherever people plan, meet and create... simply share your thoughts by pinning your ideas to the wall.

Sometimes in office design, pinboards are almost an afterthought. Pinboards (or noticeboards) are colourful adding a buzz and energy to any meeting space. Plus they reduce harsh acoustic levels in areas where hard surfaces are used.

A single notice board can become cluttered and unused. Don't cram too much information on one board. Use multiple pinboards so your information is easily viewable. You can choose to integrate pinboards with writing boards to create a dramatic and aesthetic communication wall.

Available in either a wrapped frameless finish, standard aluminium frame or EDGE LX6000 architectural.

CORK: 100% natural and renewable material that compliments all natural décor

FELT: Made from wool dyed fibres which are non woven. A good value pinboard option.

VELOUR: Woven polyester fibre made from 60% recycled content. Excellent sound absorption index of 0.4— which means that 40% of sound is absorbed. Velcro® receptive as well.

ACOUSTICA: 100% manufactured from recycled Australian tyres. Excellent sound absorption. Easy to clean.

KROMMENIE: GECA certified material made from fine crushed cork, resin and linseed oil. Holes are self healing. Bacteriostatic properties makes this ideal for Healthcare uses.

Corporate Cork Boards

The natural tones of cork suit any office or home décor. 100% natural cork (1mm cork) over bioboard provides an environmentally friendly product. Aluminium frame with stylish corners and concealed wall fixings

Code	Description	Size (mm)
VC9060	Cork Board Aluminium Frame	900 x 600
VC9090	Cork Board Aluminium Frame	900 x 900
VC1290	Cork Board Aluminium Frame	1200 x 900
VC1212	Cork Board Aluminium Frame	1200 x 1200
VC1590	Cork Board Aluminium Frame	1500 x 900
VC1512	Cork Board Aluminium Frame	1500 x 1200
VC1812	Cork Board Aluminium Frame	1800 x 1200
VC2412	Cork Board Aluminium Frame	2400 x 1200



Corporate Felt Boards

Quality wool felt over bioboard with aluminium frame. Mounts through the corner with fixtures supplied.

- Standard colours : Royal Blue and Grey, additional felt colours add 30%
- 7 standard sizes - for 1 off special sizes go to next largest and add \$20
- For 3 boards or more - next largest size price

Code	Description	Size (mm)
VF9060D	Felt Board Royal Blue	900 x 600
VF9060L	Felt Board Grey	900 x 600
VF9090D	Felt Board Royal Blue	900 x 900
VF9090L	Felt Board Grey	900 x 900
VF1290D	Felt Board Royal Blue	1200 x 900
VF1290L	Felt Board Grey	1200 x 900
VF1212D	Felt Board Royal Blue	1200 x 1200
VF1212L	Felt Board Grey	1200 x 1200
VF1590D	Felt Board Royal Blue	1500 x 900
VF1590L	Felt Board Grey	1500 x 900
VF1512D	Felt Board Royal Blue	1500 x 1200
VF1512L	Felt Board Grey	1500 x 1200
VF1890D	Felt Board Royal Blue	1800 x 900
VF1890L	Felt Board Grey	1800 x 900
VF1812D	Felt Board Royal Blue	1800 x 1200
VF1812L	Felt Board Grey	1800 x 1200
VF2412D	Felt Board Royal Blue	2400 x 1200
VF2412L	Felt Board Grey	2400 x 1200



AUTEX Vertiface Pinboards



Hi quality smooth VELOUR boards. Low maintenance, ideal for office or classroom. Non allergenic 100% recyclable. Accepts Velcro®. Supplied with aluminium frame and wall fixtures. Australian Made.

- Can be mounted portrait or landscape.
- Available in large range of colours

Code	Description	Size (mm)
AVP9060	AUTEX Vertiface Pinboards	900 x 600
AVP9090	AUTEX Vertiface Pinboards	900 x 900
AVP1290	AUTEX Vertiface Pinboards	1200 x 900
AVP1212	AUTEX Vertiface Pinboards	1200 x 1200
AVP1590	AUTEX Vertiface Pinboards	1500 x 900
AVP1512	AUTEX Vertiface Pinboards	1500 x 1200
AVP1890	AUTEX Vertiface Pinboards	1800 x 900
AVP1812	AUTEX Vertiface Pinboards	1800 x 1200
AVP2412	AUTEX Vertiface Pinboards	2400 x 1200
AVP3012	AUTEX Vertiface Pinboards	3000 x 1200



AUTEX Vertiface Pinboards



AUTEX Vertiface Unframed Wrapped Pinboards



Our highly popular unframed WRAPPED over the edge pin boards. No aluminium frame. Available in smooth velour. Secured to our environmentally friendly 12mm bioboard backing.

- Stainless Steel screw cap fixing kit included (Kit includes fixings to suit Gyprock or Brick walls)
- Available in large range of colours
- 9 standard sizes
- Special sizes to order
- Australian Made



Code	Description	Size (mm)
UFF9060	Unframed Wrapped Pinboard	900x600
UFF9090	Unframed Wrapped Pinboard	900x900
UFF1290	Unframed Wrapped Pinboard	1200x900
UFF1212	Unframed Wrapped Pinboard	1200x1200
UFF1590	Unframed Wrapped Pinboard	1500x900
UFF1512	Unframed Wrapped Pinboard	1500x1200
UFF1890	Unframed Wrapped Pinboard	1800x900
UFF1812	Unframed Wrapped Pinboard	1800x1200
UFF2412	Unframed Wrapped Pinboard	2400x1200


Unframed Wrapped Suzette Pinboards




Suzette is of the most popular fabrics used in work screens, boards and workstations. It is a general commercial grade upholstery fabric available in a huge range of colours.

- Stainless Steel screw cap fixing kit included (Kit includes fixings to suit Gyprock or Brick walls)
- Flammability AS1530.3 & AS3837 • Operates to ISO 14001 standard
- Recycle at end of life • Australian Made • Thickness 12mm

Code	Description	Size (mm)
UFSZ9060	Unframed Wrapped Suzette Pinboard	900x600
UFSZ9090	Unframed Wrapped Suzette Pinboard	900x900
UFSZ1290	Unframed Wrapped Suzette Pinboard	1200x900
UFSZ1590	Unframed Wrapped Suzette Pinboard	1500x900
USFZ1512	Unframed Wrapped Suzette Pinboard	1500x1200
UFSZ1890	Unframed Wrapped Suzette Pinboard	1800x900
UFSZ1812	Unframed Wrapped Suzette Pinboard	1800x1200
UFSZ2412	Unframed Wrapped Suzette Pinboard	2400x1200



Suzette Colour Chart



Super Tough Pinboards



Super tough environmentally friendly pinboard.

- Takes any hard use - even accepts Velcro®
- Made from marine carpet that is even scrubbable
- Perfect for schools or industrial locations
- Special sizes can be made to order
- 5 year warranty



Colour is Laurel

Code	Description	Size (mm)
VMC9060	Super Tough Pinboard	900 x 600
VMC1290	Super Tough Pinboard	1200 x 900
VMC1590	Super Tough Pinboard	1500 x 900
VMC1512	Super Tough Pinboard	1500 x 1200
VMC1890	Super Tough Pinboard	1800 x 900
VMC1812	Super Tough Pinboard	1800 x 1200
VMC2412	Super Tough Pinboard	2400 x 1200




LX7000 'Edge' Architectural Framed Acoustica Pinboards



Unique to Visionchart, Accoustica is made from 100% recycled Australian tyres. Great sound absorption properties, flame resistant.


- 5 Standard sizes
- Colour - speckled black
- Green Star certified
- Australian Made



Code	Description	Size (mm)
LX7-1290-AC	Edge LX7000 Acoustica Pinboard	1200 x 900
LX7-1212-AC	Edge LX7000 Acoustica Pinboard	1200 x 1200
LX7-1512-AC	Edge LX7000 Acoustica Pinboard	1500 x 1200
LX7-1812-AC	Edge LX7000 Acoustica Pinboard	1800 x 1200
LX7-2012-AC	Edge LX7000 Acoustica Pinboard	2000 x 1200




Designer Range - EDGE LX7000 Architectural Pinnable Surface



A complimentary range of Architectural Pinboards to go with our Architectural Whiteboards see page 8

- 15 Krommenie colours available
- LX7000 frame has a depth from wall of 20.7mm

Code	Description	Size (mm)
LX7-9060-K	EDGE LX7000 Pinboards Architectural	900 x 600
LX7-9090-K	EDGE LX7000 Pinboards Architectural	900 x 900
LX7-1290-K	EDGE LX7000 Pinboards Architectural	1200 x 900
LX7-1212-K	EDGE LX7000 Pinboards Architectural	1200 x 1200
LX7-1590-K	EDGE LX7000 Pinboards Architectural	1500 x 900
LX7-1512-K	EDGE LX7000 Pinboards Architectural	1500 x 1200
LX7-1890-K	EDGE LX7000 Pinboards Architectural	1800 x 900
LX7-1812-K	EDGE LX7000 Pinboards Architectural	1800 x 1200
LX7-2012-K	EDGE LX7000 Pinboards Architectural	2000 x 1200
LX7-2112-K	EDGE LX7000 Pinboards Architectural	2100 x 1200
LX7-2412-K	EDGE LX7000 Pinboards Architectural	2400 x 1200
LX7-3012-K	EDGE LX7000 Pinboards Architectural	3000 x 1200



Krommenie Colour Chart



Standard Aluminium frame - Krommenie Pinboards



Krommenie pinboards with aluminium frame

Rounded corners & concealed fittings

Self healing pin holes


Krommenie is GECA certified

10 Standard Sizes

15 Krommenie colours available



Code	Description	Size (mm)
KR9060	Standard Aluminium frame - Krommenie	900 x 600
KR9090	Standard Aluminium frame - Krommenie	900 x 900
KR1290	Standard Aluminium frame - Krommenie	1200 x 900
KR1212	Standard Aluminium frame - Krommenie	1200 x 1200
KR1590	Standard Aluminium frame - Krommenie	1500 x 900
KR1512	Standard Aluminium frame - Krommenie	1500 x 1200
KR1890	Standard Aluminium frame - Krommenie	1800 x 900
KR1812	Standard Aluminium frame - Krommenie	1800 x 1200
KR2412	Standard Aluminium frame - Krommenie	2400 x 1200
KR3012	Standard Aluminium Mitred frame - Krommenie	3000 x 1200



LX6000 'Edge' Architectural Framed Fabric Pinnable Surface

Visionchart EDGE LX6000 slim frame, fabric pinboard, we recommend pin board material with a strong weave like those used in workstation screens

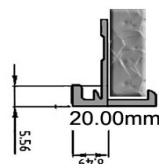
Standard prices are for:

Suzette - Laine Furnishings Add Code S

AUTEX - smooth velour fabric Add Code A

RIM Trilogy - Add Code R

Code	Description	Size (mm)
LX6-9060-S	Edge LX6000 Fabric Pinboards	900 x 600
LX6-9090-S	Edge LX6000 Fabric Pinboards	900 x 900
LX6-1290-S	Edge LX6000 Fabric Pinboards	1200 x 900
LX6-1212-S	Edge LX6000 Fabric Pinboards	1200 x 1200
LX6-1590-S	Edge LX6000 Fabric Pinboards	1500 x 900
LX6-1512-S	Edge LX6000 Fabric Pinboards	1500 x 1200
LX6-1890-S	Edge LX6000 Fabric Pinboards	1800 x 900
LX6-1812-S	Edge LX6000 Fabric Pinboards	1800 x 1200
LX6-2012-S	Edge LX6000 Fabric Pinboards	2000 x 1200
LX6-2112-S	Edge LX6000 Fabric Pinboards	2100 x 1200
LX6-2412-S	Edge LX6000 Fabric Pinboards	2400 x 1200
LX6-3012-S	Edge LX6000 Fabric Pinboards	3000 x 1200



LX7000 'Edge' Architectural Framed Fabric Pinnable Surface

Visionchart EDGE LX7000 slim frame, fabric pinboard, we recommend pin board material with a strong weave like those used in workstation screens

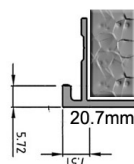
Standard prices are for:

Suzette - Laine Furnishings Add Code S

AUTEX - smooth velour fabric Add Code A

RIM Trilogy - Add Code R

Code	Description	Size (mm)
LX7-9060-S	Edge LX7000 Fabric Pinboards	900 x 600
LX7-9090-S	Edge LX7000 Fabric Pinboards	900 x 900
LX7-1290-S	Edge LX7000 Fabric Pinboards	1200 x 900
LX7-1212-S	Edge LX7000 Fabric Pinboards	1200 x 1200
LX7-1590-S	Edge LX7000 Fabric Pinboards	1500 x 900
LX7-1512-S	Edge LX7000 Fabric Pinboards	1500 x 1200
LX7-1890-S	Edge LX7000 Fabric Pinboards	1800 x 900
LX7-1812-S	Edge LX7000 Fabric Pinboards	1800 x 1200
LX7-2012-S	Edge LX7000 Fabric Pinboards	2000 x 1200
LX7-2112-S	Edge LX7000 Fabric Pinboards	2100 x 1200
LX7-2412-S	Edge LX7000 Fabric Pinboards	2400 x 1200
LX7-3012-S	Edge LX7000 Fabric Pinboards	3000 x 1200



LX7000 'Edge' Architectural 'Echopanel' Fabric Pinnable Surface

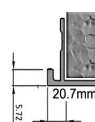
Echo Panel is a perfect environmentally friendly product for use in Pin Boards, Pinnable walls, Acoustic panels, Screens and Workstations

Manufactured from PET using 60% post consumer waste & is 100% recyclable.

Certified by Good Environmental Choice Australia, EchoPanel® can also secure maximum credits as an 'Eco Preferred Content' material under the Green Star rating tool administered by the Green Building Council of Australia

Combined with Visionchart EDGE LX7000 ultra slim frame you have all the benefits of sleek modern frame design, totally hidden wall fixture, ability to co-ordinate with whiteboards, glassboards or any other communication board.

Code	Description	Size (mm)
LX7-9060-E	LX7000 EDGE ECHOPANEL Fabric Pinboard	900 x 600
LX7-1290-E	LX7000 EDGE ECHOPANEL Fabric Pinboard	1200 x 900
LX7-1212-E	LX7000 EDGE ECHOPANEL Fabric Pinboard	1200 x 1200
LX7-1590-E	LX7000 EDGE ECHOPANEL Fabric Pinboard	1500 x 900
LX7-1512-E	LX7000 EDGE ECHOPANEL Fabric Pinboard	1500 x 1200
LX7-1890-E	LX7000 EDGE ECHOPANEL Fabric Pinboard	1800 x 900
LX7-1812-E	LX7000 EDGE ECHOPANEL Fabric Pinboard	1800 x 1200
LX7-2012-E	LX7000 EDGE ECHOPANEL Fabric Pinboard	2000 x 1200
LX7-2112-E	LX7000 EDGE ECHOPANEL Fabric Pinboard	2100 x 1200
LX7-2412-E	LX7000 EDGE ECHOPANEL Fabric Pinboard	2390 x 1200



Grey 442 White 500 Black 542



***Echo Panel is available in many colours and patterns. Pricing below is for standard : Grey (442), Black (542) and White (500)

***Echo Panel is a brand of Woven Image. 2800 x 1200mm largest size in these colours. Other colours and patterns please Call Us.



PEEL 'N' STICK ACOUSTIC PINNABLE PANELS

The innovative adhesive backed tiles provide a colourful and practical solution to drab and boring walls, offering you complete design choice whether you're wanting a pin board or a complete acoustic wall solution.

APPLICATIONS

Residential: kid's bedrooms, home theatres, home offices and rumpus rooms Education: classrooms, libraries, staff rooms, administration blocks, halls and entrance ways Commercial: retail fit outs and offices Use anywhere you need a surface that can reduce reverberated noise and act as a pin board

FEATURES

Adhesive backed tiles are "hook and loop" friendly and also pin and staple receptive, which helps in eliminating unsightly pin holes in the wall.

DESIGN FREEDOM

Create a checkerboard effect by choosing just one colour and laying in alternate directions, or mix and match the colours to create almost limitless design options.

EASY INSTALL

Adhesive backed tiles have a self-adhesive backing -- just peel and stick! Each pack comes complete with easy to follow instructions. Adhesive backed tiles are not suitable for concrete block or other profiled surfaces - for these applications, we recommend the use of standard Tiles in conjunction with a contact adhesive.

PRODUCT FORMAT

Tile Size: 600mm x 600mm

Tiles per pack: 6


Coverage: 2.16m



Description	Size (mm)
Peel 'N' Stick Acoustic Tiles Pack of 6	600 x 600

Order codes for individual colours below:

QSTCIT	Citrus	QSTINK	Ink
QSTNOI	Noir	QSTJAD	Jade
QSTATL	Atlantis	QSTKOA	Koala
QSTCIV	Civic	QSTLIG	Lightsout
QSTGRA	Granny Smith	QSTLIM	Lime
QSTELE	Electric Blue	QSTMYS	Myst
QSTBLA	Blazing Red	QSTOCT	Octane
QSTSIL	Silver	QSTPHA	Phantom
QSTAVO	Avocado	QSTPOR	Porcelain
QSTAZU	Azure	QSTRAS	Raspberry
QSTBAR	Bark	QSTSAG	Sage
QSTBLU	Blush	QSTSAN	Sanz
QSTBRI	Brilliant Orange	QSTSAP	Sapphire
QSTCAL	Calypso Blue	QSTSIM	Simba
QSTCHA	Charcoal	QSTSPE	Spearmint
QSTCHI	Chilli Red	QSTSTA	Stately
QSTCIN	Cinder	QSTSTO	Stonewash
QSTCLA	Cvlay	QSTTHE	Theatre
QSTEME	Emerald	QSTVIN	Vintage
QSTFAW	Fawn	QSTWAS	Wasabi



Time to shine

The VISIONCHART range of audio visual technology products empower you to become even more effective.

We are proud to offer the PLUS range of Copyboards in Australia. PLUS invented the Copyboard in Japan, which means outstanding quality and durability. Copyboards offer the ability to write, print and save all your meeting notes. One touch simplicity. The M18S and M18W

feature 2 screens ... just press the button and a new screen rolls around .. so you have twice the amount of writing space.

Our Epson projectors offer stunningly bright, crisp and colourful images. They can be table or stand mounted .. or for a professional look .. mounted from the ceiling. Ideal for displaying spreadsheets, presentations and videos.

Projection Screen Pull Down

Quality brand pull down projection screen. High definition black borders. Non curl and mildew resistant - screen will remain straight. White all metal housing - brackets included.

Code	Description	Size (mm)
VP1818W	Projection Screen Pull down	1780 x 1780
VP2121W	Projection Screen Pull down	2130 x 2130
VP2418W	Projection Screen Pull down	2440 x 1850



Projection Screen Motorised

Ceiling or wall mounted motorised projection screens in 2 size configurations. Super quiet electric motor operation. Each screen is supplied with an infrared remote control and wall bracket holder

Code	Description	Size (mm)
VP1818M	Projection Screen Motorised	1830 x 1830
VP2418M	Projection Screen Motorised	2440 x 1830



Projection Screen Tripod

Tripod projection screen with high quality matt white PVC screen. High definition black borders. Non curl and mildew resistant - screen will remain straight. Black tubular screen housing with sturdy black metal stand. Keystone adjustment and easy to use locking brackets.

Code	Description	Size (mm)
VP1818T	Projection Screen Tripod	1780 x 1780
VP2418T	Projection Screen Tripod	2400 x 1800





Electronic Whiteboard

- Two screen COLOUR electronic copy board
- One touch COLOUR print
- One touch save to USB
- Simple to use - plug and play
- No software to install!
- PLUS invented the copyboard

Inclusions:

- Colour printer supplied
- Wall mount brackets
- ** Floor stand optional extra



Magnetic



USB Compatible

Code	Description	Size (mm)
M-18S	Plus ECB screen	1300 x 910
M-18W	Plus ECB screen	1800 x 910
M-18-T	Plus ECB Floor Stand	

Projection Audio Visual Stands



- Height adjustment from 800-1200mm.
- Platform size is 380 x 430mm
- Maximum weight per platform is approx 10kgs

Code	Description
VT0001	Uno - Single pole AV trolley
VT0002	Duo - Twin pole AV/Laptop trolley

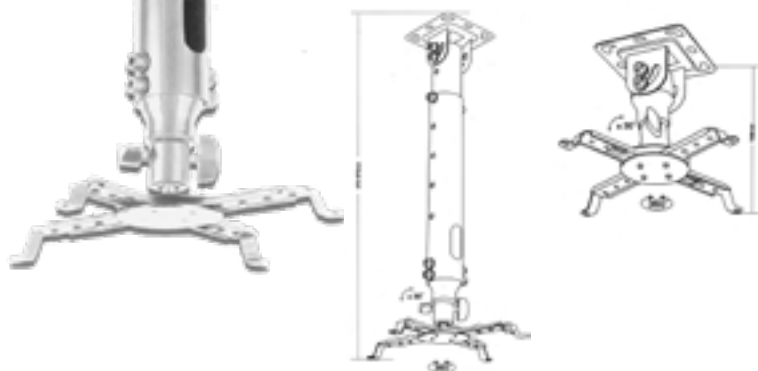


Projectors - Ceiling Mounts



- Ceiling Projector mount
- Suits all projectors

Code	Description
PJ-102	Standard 120mm extension
PJ-103	EXTRA 400mm extension



EPSON Projectors

EB-X31

Ideal Meeting Room Projector

- Offers essential business features at a cost-effective price
- Compact design, easy setup and exceptional image quality
- HDMI Connectivity, easy slide keystone correction
- Optional Wireless connection to your laptop and mobile device

Code	Description
EB-X03	3300 Lumens - XGA resolution

EB-X36

Big Performance

- Ensures stunning presentations with vibrant colour and sharp detail
- Easy set up with automatic vertical keystone correction
- HDMI Connectivity delivers digital video and audio with just one cable
- Optional Wireless connection to your laptop, smartphone and tablet

Code	Description
EB-X24	3600 Lumens - XGA resolution

EB-580

Classroom / Boardroom

- Minimal shadows and glare - ideal for use with interactive whiteboards
- Integrated wallmount included with extensive adjustability
- Broad Connectivity - HDMI, USB Display, PC Free slideshows, optional wireless
- 16W Built-in Speaker with the power to fill a classroom

Code	Description
EB-580	3200 Lumens - XGA Ultra Short Throw

ELPAP07

Classroom / Boardroom

- High speed wireless adapter plugs directly into select Epson Projectors
- Allows quick and easy access to LAN or peer to peer networks
- Compatible with PC or Mac
- Able to transmit audio

Code	Description
ELPAP07	Wireless LAN Connector module for Epson Projectors



All projectors supplied with bonus infrared remote control.
Models and specifications can change, please call for latest information.
Price and availability on application.

Call our Customer Service
team for price & availability

Notice Case 'NEO' - Hinged Door



European design and modern contoured shape

Satin silver aluminium frame, with grey moulded corners.

Suitable for internal .. and some external applications .. under awning.

The back of the case is sealed with an aluminium sheet as well .. for added protection.

Write on the whiteboard background .. or use magnets to easily secure notices.

- Lockable
- 2mm clear acrylic front
- Concealed wall fixtures
- Depth from wall 33mm
- 6 Magnets included

Code	Description	Size (mm)
TX6045	Neo Notice Case - supplied with 1 lock Internal message area is 545 x 395	600 x 450
TX9060	Neo Notice Case - supplied with 2 locks Internal message area is 845 x 545	900 x 600

Ask about our Mobile Stand to suit

Code	Description	Size (mm)
CX4004	Double sided 'Snap' A Frame	A1



Snap Frames - Single Sided Poster Frames

Snap frame poster holders available in A4, A3, A2 and A1 sizes. Cases feature strong 25mm alloy frame with rounded light grey moulded corners. Glare free PVC clear front cover lenses helps protects artwork from harsh reflection and general wear. Easy to change inserts and perfect for presenting information with a smart professional look.

- Fantastic for offices to display important information or temporary notices
- Front opening with cover sheet
- Blister wrap package.
- Holes - are predrilled.

Code	Description
VQ0004	A4 Size Snap Frame - 360x270mm - 25mm frame
VQ0003	A3 Size Snap Frame - 480x360mm - 25mm frame
VQ0002	A2 Size Snap Frame - 655x480mm - 32mm frame
VQ0001	A1 Size Snap Frame - 900x655mm - 32mm frame





Satin silver frame Australian Made

Sliding Door cases feature a 60x32mm aluminium frame

Clear safety glass 6.3mm sliding doors

Easy glide nylon ball bearing track mechanism

Key locking mechanism included

** Sensitive freight charge applies to this item**

Note: polycarbonate doors available on request.



Code	Description	Size (mm)
------	-------------	-----------

Cork - 6mm Bulletin Board Cork

SGCC1	Display Case Sliding Glass Door - Cork	1200 x 900
SGCC2	Display Case Sliding Glass Door - Cork	1500 x 900
SGCC3	Display Case Sliding Glass Door - Cork	1800 x 900
SGCC4	Display Case Sliding Glass Door - Cork	1800 x 1200
SGCC5	Display Case Sliding Glass Door - Cork	2400 x 1200

Felt

SGCF1	Display Case Sliding Glass Door - Felt	1200 x 900
SGCF2	Display Case Sliding Glass Door - Felt	1500 x 900
SGCF3	Display Case Sliding Glass Door - Felt	1800 x 900
SGCF4	Display Case Sliding Glass Door - Felt	1800 x 1200
SGCF5	Display Case Sliding Glass Door - Felt	2400 x 1200



Autex® - Premium velour (Accepts Velcro®)

SGCR1	Display Case Sliding Glass Door - Autex	1200 x 900
SGCR2	Display Case Sliding Glass Door - Autex	1500 x 900
SGCR3	Display Case Sliding Glass Door - Autex	1800 x 900
SGCR4	Display Case Sliding Glass Door - Autex	1800 x 1200
SGCR5	Display Case Sliding Glass Door - Autex	2400 x 1200

Krommenie - 15 Colours

SGCK1	Display Case Sliding Glass Door - Krommenie	1200 x 900
SGCK2	Display Case Sliding Glass Door - Krommenie	1500 x 900
SGCK3	Display Case Sliding Glass Door - Krommenie	1800 x 900
SGCK4	Display Case Sliding Glass Door - Krommenie	1800 x 1200
SGCK5	Display Case Sliding Glass Door - Krommenie	2400 x 1200



TX Notice Cases - Weather Resistant



The ideal information display case for outdoor areas

- Unique water resistant design with internal rubber seal
- No visible hinges - internal pivoting design
- Aluminium frame in satin silver finish, 50mm face
- Strong clear polycarbonate front
- Back board in Bulletin board cork
- Magnetic whiteboard surface can also be supplied. Please add \$40 + gst
- For added integrity the back of each case is laminated

Code	Description	Size (mm)
TX6003	TX Notice Case cork background (4-A4's)	590 x 760
TX6002	TX Notice Case cork background (6-A4's)	590 x 1080
TX6001	TX Notice Case cork background (9-A4's)	820 x 1080
TX6000	TX Notice Case cork background (12-A4's)	1050 x 1080
TX1390	TX Notice Case cork background	1350 x 980



NEW



Anti tamper style and lockable



Internal rubber gasket helps prevent moisture and dust inside cabinet

Product Specification Update

- All TX cases are now supplied with double weatherproofing. A black rubber gasket on the board frame and a clear gasket on the door frame. Double protection!
- All cases have a single lock with 2 keys provided.
- All metal stays have now been removed from TX Cases due to OH&S concerns that people were relying on the stays to remain in place on extreme windy days. On windy days we suggest that a 2nd person protects the door from inadvertently closing.
- Cork is a naturally grown substance, 100% environmentally friendly. From time to time minor colour variations will occur in the cork. This is no way voids the warranty or is cause for replacement.

Be Noticed - Hinged Door Notice Cases



Suitable for INDOOR use or under a suitable awning

- Silver frame has MITRED corners
- Black frame has rounded corners.
- Grey pinnable fabric on all sizes
- Simple installation with reverse mounted aluminium battens
- Strong clear 3mm polycarbonate doors
- 48mm depth from the wall
- Mounting kit supplied
- Lockable security doors

For OUTDOOR cases see our TX range.

Code	Description	Size (mm)
BN-HDC-1290SL	Be Noticed Silver 2 Door	1220 x 915
BN-HDC-1890SL	Be Noticed Silver 3 Door	1830 x 915
BN-HDC-1812SL	Be Noticed Silver 3 Door	1830 x 1220
BN-HDC-1812BL	Be Noticed Black 3 Door	1830 x 1220



Lockable security doors



Silver frame has MITRED corners



Black frame has rounded corners.



Be Noticed - Sliding Door Notice Cases



Suitable for INDOOR use or under a suitable awning

- Supplied with 3mm safety glass with grooved finger slots for easy opening
- Self fitting lock and key
- Space between background and the glass is 24mm
- Mounting kit supplied
- Glass doors are pre-inserted into the frame ... ready to install
- Simple installation with reverse mounted aluminium battens

For OUTDOOR cases see our TX range.

Code	Size (mm)	Size (mm)
BN-SGC-1290SL	Be Noticed Silver 2 Door - Grey pinnable fabric	1220 x 915
BN-SGC-1590SL	Be Noticed Silver 2 Door - Grey pinnable fabric	1525 x 915
BN-SGC-1290SC	Be Noticed Silver 2 Door - Cork	1220 x 915
BN-SGC-1590BC	Be Noticed Black 2 Door - Cork	1525 x 915
BN-SGC-1812SL	Be Noticed Silver 2 Door - Grey pinnable fabric	1800 x 1200


Note: the 1800x1200 case this is a two man lift and separate delivery charge would apply.



3mm safety glass with grooved finger slots for easy opening



Self fitting lock and key



Grey pinnable fabric





Make a great impression

It's so important to get it right...the first time. In today's ultra competitive retail world you have to provide customers and guests, a reason to come into your premises for the first time .. or return. The VISION Guest range provides exceptional quality for all 'front of house' areas.

- Hotel trolleys are available in 2 styles that suit all hotels up to Five Star.
- Retractable Q and Executive Q stands represent over 30 years of design and supply excellence. Ideal for all areas from government offices through to event promotions and reception areas.
- Australian made grooved felt signage and lettering is simply unequalled when you're trying to display products and pricing. You're in control...change the product .. change the price...done. How easy was that. Crisp, clear and easy to read allowing your customers to make quick and informed decisions.

'Birdcage' Trolley

Professional "Birdcage Porters Trolleys with garment hanging bar. Strong 51mm stainless steel tubing with large 200mm rubber wheels. Easy to manoeuvre makes transporting luggage easy even over plush carpets. Base has moulded rubber bump protector. Two models - Gold with black carpet base & Silver with grey carpet base.

Overall size 1120x610x1910mm.

Code	Description
VG2101	Brushed Stainless Steel, Grey Carpet
VG2102	Titanium Gold, Black Carpet
VG2101-M	Marine Grade Brushed Stainless Steel, Grey Carpet



'Porters' Trolley

Professional Porters Trolley 2-wheeled. Smart 25mm stainless steel tubing. Base Plate and vertical board has grey carpet to protect expensive luggage and to prevent slipping. Trolley can be laid down flat for quick and easy loading. Top handle has hook for garments. Quick and easy to use, highly manoeuvrable. Requires little storage space.

Overall size 700 x 560 1200mm. 25mm stainless tubing.

Code	Description
VG2112	Brushed stainless - with grey carpet



Coat Rack

Modern contemporary design 3 legged coat stand in timber. Functional design with minimal footprint and very stable. No heavy weighted base required. Quick assembly. 1800mm high and less than 3kg in weight so easy to move.

Code	Description
BCH100	Brentwood Coat / Hat Stand 1800mm

*While stocks last



Umbrella Wrapping Machine - manual

The umbrella wrapper is a non electric mobile machine that can be quickly positioned at the entrance of any commercial building entry area with the aim to prevent customers and staff entering the building dripping water from their wet umbrellas. By reducing water droplets on the floor you would be contributing to a safer public environment and potentially saving someone from harm & injury.

When people with wet umbrellas enter your premises, they would be encouraged to use the UMBRELLA STATION by inserting their wet umbrella into the chute. Once inserted, a waterproof polybag is automatically inserted onto the umbrella preventing water from dripping on to the floor as shown.

The polybags are reusable and are generally taken home with the users as it keeps the umbrella dry weather in their vehicle or public transport.

Small footprint only: W300mm x D300mm x H1190mm. Weighs approximately 18kgs

Simply wheel out on those rainy days and quickly wheel away when the sun comes out. DON'T WAIT FOR A RAINY DAY!

Code	Description
SW-M1B	Automatically wraps wet umbrellas in plastic
SW-M1-01L	2000 Polybags - to suit standard umbrellas



- 01 Put wet umbrella straight down into the chute
- 02 The umbrella is automatically wrapped in a waterproof polybag.
- 03 Slowly pull the umbrella out towards the front

'3 in 1' Sign Display Stand

- 1 Height adjustable
- 2 Format adjustable (change portrait to landscape)
- 3 Angle adjustable (to 45 degrees)

Stainless steel construction ideal for outdoors

Single sided with a 2mm clear Perspex cover

Simply slide in your printed information Flat packed for easy transportation.

Message area is :50x40cm.

Code	Description
SW-P1-01A	3 in 1 - Sign Display Stand



Retracta Q - Barrier Pole

Retractable belt stanchion with 2 metre long belt available in Black, Blue, Red or Green. Polished stainless steel pole 1030mm in height. Weight base 8kg for stability with fitted rubberised rim to protect against floor damage or slipping. Poster holders also available to attach to top of pole.

Code	Description
VQ2442B	Chrome pole & Black belt - 2 mts
VQ2442D	Chrome pole & Blue belt - 2 mts
VQ2442G	Chrome pole & Green belt - 2 mts



'Little Buddy' Q

Our best value and most popular Q stand !

Our "Little Buddy" Q barrier rope pole is built tough. Almost impossible to tip over.

Made with brushed stainless steel, more durable than chrome as it is more resistant to rust. The brush finish also hides any scratches. The head of the pole queue has 4 eyelets to which multiple ropes can be attached at various angles. Stainless steel pole is 38mm in diameter and 840mm in height. Base is 300mm in diameter and 7kg in weight.

Code	Description
VQ2244	Little Buddy Q stand - pole and base with top ring



Executive Q

Impressive 5 Star design

Executive Q Stand barrier pole with classic design. Made from hi quality polished stainless steel it is more resistant to rust than chrome. Designed for use with our Q-Barrier rope. Perfect for crowd direction control situations and forming queues. Weighted stanchion base ensures stability. Multiple ropes can be attached at various angles providing flexible direction control.

Available in Polished stainless steel or Gold titanium finish.

Code	Description
VQ2221	Polished Stainless - Executive Q Stand (1)
VQ2221G	Gold Titanium - Executive Q Stand (1)



Barrier Ropes

Braided barrier rope with silver snap end clasp mechanism. The rope barriers are used in restaurants, exhibition halls, cinemas, bars and clubs. The ropes are available in black, blue and red colours and lengths of 1, 1.5 and 2 metres. Ideally used with Vision Q stanchions. Spare ropes and snap ends available.

Code	Description
ROPEC1	BLACK Braided Rope with Chrome Snap Ends 1.5mts
ROPEC2	RED Braided Rope with Chrome Snap Ends 1.5mts
ROPEC3	BLUE Braided Rope with Chrome Snap Ends 1.5mts
ROPEB1	BLACK Braided Rope with Brass Snap Ends 1.5mts
ROPEB2	RED Braided Rope with Brass Snap Ends 1.5mts
ROPEB3	BLUE Braided Rope with Brass Snap Ends 1.5mts

Velour barrier rope with silver snap end clasp mechanism. The rope barriers are used in restaurants, exhibition halls, cinemas, bars and clubs. Colour Dark Red.

Code	Description
VQ2321	Dark Red - Velour Rope - 1.5mts - Chrome ends
VQ2321B	Black - Velour Rope - 1.5mts - Chrome ends



Executive Letterboard

The #1 choice for easy to read changeable information systems !

All 'Executive' signs feature a grooved felt background at 6.35mm spacing (1/4").

Plastic letters simply slide into these grooves to create a professional looking ... changeable sign.

Felt colours include (all same price):

- Burgundy,
- Emerald Green
- Royal Blue
- Grey
- Black
- Brown

Code	Description
EXLB4530	450 x 300
EXLB6045	600 x 450
EXLB7560	750 x 600
EXLB9060	900 x 600
EXLB9075	900 x 750
EXLB1275	1200 x 750
EXLB1290	1200 x 900
EXLB1212	1200 x 1200
EXLB1590	1500 x 900
EXLB1812	1800 x 1200
EXLB2012	2000 x 1200
EXLB2412	2400 x 1200



Executive Insert Signs (No Frame)

The No 1 range in Australia!

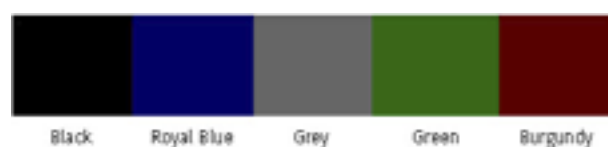
Executive Letterboard Inserts.
A grooved felt background only, no frame.

Code	Description
EXINSERT2	Executive Felt Insert Signs 600X450mm
EXINSERT3	Executive Felt Insert Signs 750X600mm
EXINSERT4	Executive Felt Insert Signs 900X600mm
EXINSERT5	Executive Felt Insert Signs 900X900mm
EXINSERT6	Executive Felt Insert Signs 1200X900mm
EXINSERT8	Executive Felt Insert Signs 1500X900mm
EXINSERT10	Executive Felt Insert Signs 1800X1200mm
EXINSERT12	Executive Felt Insert Signs 2400X1200mm

Thickness is approx 16mm.
Grooves are at 6.35mm spacing.

Please specify format :
Landscape or Portrait

Colours: Black, Burgundy, Royal, Emerald, Grey, Brown.
Made to order. Non returnable. Min charge \$60+gst applies



Executive Letters & Numbers

Injection moulded characters to fit grooved felt sign systems.

Code	Description
Letters	
EXLPW2	15mm White Letter Pack
EXLPW3	19mm White Letter Pack
EXLPW4	28mm White Letter Pack
EXLPG2	15mm Gold Letter Pack
EXLPG3	19mm Gold Letter Pack
EXLPG4	28mm Gold Letter Pack
EXLPS2	15mm Silver Letter Pack
EXLPS3	19mm Silver Letter Pack
EXLPS4	28mm Silver Letter Pack
Numbers	
EXNPW2	15mm White Number Pack
EXNPW3	19mm White Number Pack
EXNPW4	28mm White Number Pack
EXNPG2	15mm Gold Number Pack
EXNPG3	19mm Gold Number Pack
EXNPG4	28mm Gold Number Pack
EXNPS2	15mm Silver Number Pack
EXNPS3	19mm Silver Number Pack
EXNPS4	28mm Silver Number Pack

How many ... Characters Per Pack ?

15mm	Letters	236
15mm	Numbers	270
19mm	Letters	186
19mm	Numbers	220
28mm	Letters	146
28mm	Numbers	154.

(The above quantities include special characters, inc commas etc).



Your Account Name: _____

Purchase Order: _____

Date: / /

Installation Address: _____

Company: _____

Telephone*: _____

Level: _____

Address: _____

On-site contact person is*: _____

Their Mobile No is: _____

Secondary contact person*: _____

Their Mobile No is: _____

Is there on-site parking? Yes ☐ No ☐

Is there a GOODS LIFT? Yes ☐ No ☐

* Indicates required items

Information to INSTALL the boards

As per our OH&S policy this information must be completed correctly for the SAFE operating conditions of our installer.

- There must be a person on site who knows WHERE the boards are to be installed.
- Our Installer can wait a max of 15 min. There will be an additional charge of \$20 per 15 minutes if we do have to wait longer
- If you have a piece of furniture that cannot be moved then we need to be sent an image of the area where the board is to be installed. **Special equipment or people may be required. *May be an additional fee***
- Are any of the boards to be installed **PORTRAIT**? Yes ☐ No ☐
- Are any of the boards going to be **BUTTED** together? Yes ☐ No ☐
- **IS DELIVERY ABOVE THE GROUND FLOOR?** Yes ☐ No ☐ If **YES** please understand the following:

The OH&S policy of VISIONCHART require us to consider the health & safety of our employees when delivering / installing boards, particularly larger sizes.

Lifts

For items to be delivered above the ground floor, we need to know if the goods will fit into a lift. There may be space WITHIN the lift .. but if we cannot get the item through the lift doors .. then that particular delivery will probably be unable to occur. The longest board (including the outer carton) that can go into a lift is the diagonal of the LIFT DOOR opening.

If your customer needs a longer board, but is greater than the diagonal we can deliver to the ground floor. Once the goods are signed for as received in good condition we do not cover any credit for damages etc thereafter.

Fine Print - Please Read

- Unless specified in the original quote, the installation charge is on the assumption that delivery & installation can be effected by (1) person
- Visionchart will take reasonable care to complete the installation but will not be responsible for the movement of any office furniture & for any damage or scratches that may occur because the work space is not adequate to deliver the boards into a particular room or a restricted space in which to manoeuvre the board into position.
- Should there be an unreasonable time delay due to any of the above Visionchart reserve the right to raise an additional charge
- The installation of the board(s) is warranted against defects for a period of 90 days. Please notify us for any loose fittings or irregularities. Calls after this time will incur a call out inspection fee and/or a re-installation fee.

Person completing form: _____

Signature: _____



IMAGINE

It's a
MEGA
THING

INSPIRE



COLLABORATE



CREATE



COMMUNICATE



INSIGHT



THINK

V I S U A L
COMMUNICATION
CATALOGUE
VERSION 9